

Active Ice® Compression Wrap Instructions

Using the Universal and Rectangular Bladder with the 3" x 44" Belt

NOTE: For use only with the Active Ice® System manufactured by Polar Products, Inc.

WARNING: Read and follow ALL Instructions, Cautions and Warnings provided with the Active Ice® System before using this bladder or operating the therapy system. This product must be used in accordance with all instructions provided with the system. Polar Products, Inc. will not be liable for injuries that result from misuse or misapplication of this system.

CAUTION: Always wear a protective layer of fabric between the universal bladder and the skin.

Use an additional insulation barrier over a sterile dressing that does not completely protect the skin. Never use this non-sterile universal bladder directly on the skin.

Position the bladder on the target body part with the non-fabric side toward the body. Wrap the hook and loop belt around the wrap and body part "Ace bandage" style to secure. Adjust the belt for comfort.



CAUTION: Do not over-tighten the elastic belt(s) or pinch the tubes or bladder.

Be sure the hoses are not restricted or bent, as this will restrict water flow through the entire system.



Using the Universal Bladder with the Optional Compression Wraps

If the optional compression wrap is being used, place the bladder in the compression wrap and secure the bladder to the wrap using the hook tabs sewn into the wrap.

Positioning the compression wrap on the body

Knee Compression Wrap

Position wrap on the knee with tube extending toward the foot. Adjust elastic bands for comfort.



Back and Hip Compression Wrap

Position wrap on the back or hip with tube extending down. Wrap on the back or hip around the body and secure with the attached hook & loop tabs. Adjust lumbar wrap compression for comfort.



Shoulder Compression Wrap

Position wrap on the shoulder with tube extending down. The short, black elastic band secures the wrap to the arm, and the long, black strap goes around the chest. Adjust for comfort.



CAUTION: Do not over-tighten the elastic belt(s) or pinch the tubes or bladder.

*The optional compression wraps and other accessories may be purchased from our website or call us!



POLAR PRODUCTS

polarproducts.com

800-763-8423

Polar Active Ice® Cold Therapy System (#AIST) Accessories



The Active Ice® Double Universal Therapy System

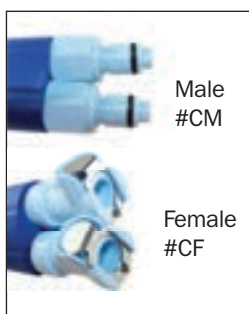
Offers convenient cold therapy to two parts of the body simultaneously. Convert your existing AIS unit or buy a new system.



Easy to use Lithium-ion Battery Pack (BPL)

for portable use of our Active Ice® System.

- Includes 1.5A charger.
- Operates up to 6+ hours on a single charge!
- Compact, lightweight and easily transportable.
- Easily added to existing units with included hook and loop attachments.



Male
#CM

Female
#CF


Replacement Couplings

The O ring can wear over time and cause leaking. These are easy and economical to replace.



The Active Ice® Head Cap (#AIS-H)

Has a comfortable, snug fit and provides effective cold therapy to the head. Will work with a standard AIS system! Provides cooling relief to the head by continuously circulating cool water throughout the cap. Ease the pain of migraines with cold therapy!



#PTOA

Adapter Transformer
#TG

Power Take Off Adapter

Works with standard car power outlets and plugs right into the AIS unit. System comes standard with a **Wall Transformer (#TG)**. This can be purchased separately if needed.

ALSO AVAILABLE FROM POLAR PRODUCTS

Hot & Cold Therapy

Natural, Drug-Free Pain Relief

Soft Ice® Hot/Cold Packs & Compression Wraps

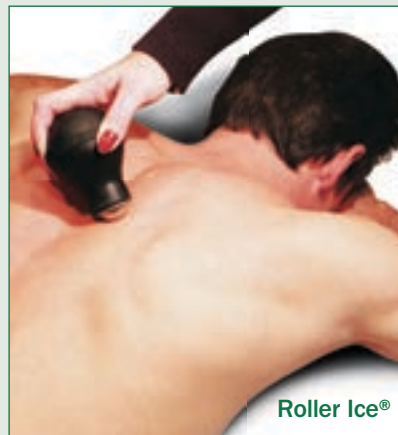
Keep on hand for acute injury and swelling.

Thera-Temp® Moist Heat Therapy Wraps

Alternate with cold therapy for chronic pain.


Roller Ice® Trigger Point Massage Tools

Convenient and comfortable. No mess!



Roller Ice®

Thera Temp® Moist Heat



Soft Ice®
Compression



POLAR PRODUCTS

800-763-8423
polarproducts.com